



**Saskatchewan  
Telecommunications  
Pension  
Plan**

---

**86<sup>th</sup> Annual Report  
and  
Financial Statements**

**Year ended December 31, 2013**

---



**Board Mission Statement**

The Board is committed to pursuing sound governance practices in discharging its responsibilities as administrator of the Pension Plan. The Board strives to ensure the Pension Plan is administered always in an effective manner and consistent with the fiduciary duties owed to plan members and other stakeholders.

**Table of Contents**

**Message from the Chair..... 2**

**Plan Membership..... 3**

**Significant Events 2013..... 4**

**Actuarial Valuations..... 4**

**Investment Governance..... 6**

**Investment Performance..... 8**

**Financial Highlights ..... 9**

**Investment Management..... 10**

**Management’s Responsibility for Financial Statements..... 11**

**Actuary’s Opinion..... 12**

**Auditors’ Report..... 13**

**Financial Statements..... 14**

**Notes to Financial Statements..... 17**

**Schedule of Accumulated Net Assets Available for Benefits for the period  
May 1, 1928 to December 31, 2013..... 30**

## Message from the Chair

Dale Hillmer, **Chairperson**  
Brian Renas, **Member**  
Mike Anderson, **Member**

Dale Baron, **Member**  
Peter Brandt, **Member**

To: All Contributors/Pensioners in the SaskTel Pension Plan

I am pleased to submit herewith extracts from the annual report of the Saskatchewan Telecommunications Pension Plan for the year ended December 31, 2013 including the financial statements audited by the External Auditor.

Copies of the complete annual report are on file in the Pension Board office, 6th Floor, 2121 Saskatchewan Drive, Regina, Saskatchewan.

The overall rate of return for the Saskatchewan Telecommunications Pension Fund (the Fund) was 14.2% in 2013 (9.9% in 2012).

Saskatchewan Telecommunications (SaskTel), has the ultimate responsibility to ensure that pension obligations are paid. As a result of the actuarial valuation completed during 2011, SaskTel's employer contributions were \$0.00 million in 2013 (\$0.13 million in 2012).

If you have any questions or concerns, regarding the financial statements or any other matter, please do not hesitate to call Wendell Anderson at (306) 777-5100, David Holzapfel at (306) 777-4777.

Sincerely,



**Dale Hillmer**  
Chairperson

March 25, 2014

## Plan Membership

### PLAN MEMBERS AS AT DECEMBER 31, 2013

Employee Members	57
Retired Members	<u>2,042</u>
Total Members	<u>2,099</u>

### PRESENT RETIREES AT THE END OF THE 85<sup>th</sup> YEAR PERIOD

		<u>Average Age</u>	<u>as at Dec. 31, 2013</u>	<u>as at Dec. 31, 2012</u>
<b>Retirees 65 &amp; Over</b>	Males	74.28	653	631
	Females	76.27	325	314
<b>Retirees Under 65</b>	Males	59.82	499	542
	Females	59.33	262	281
<b>Dependants</b>	Spouses	78.36	286	270
	Children	0	0	0
<b>Split Pensions</b>	Males	0	0	0
	Females	68.70	17	16
			<u>2,042</u>	<u>2,054</u>

### CUMULATIVE RETIREMENTS

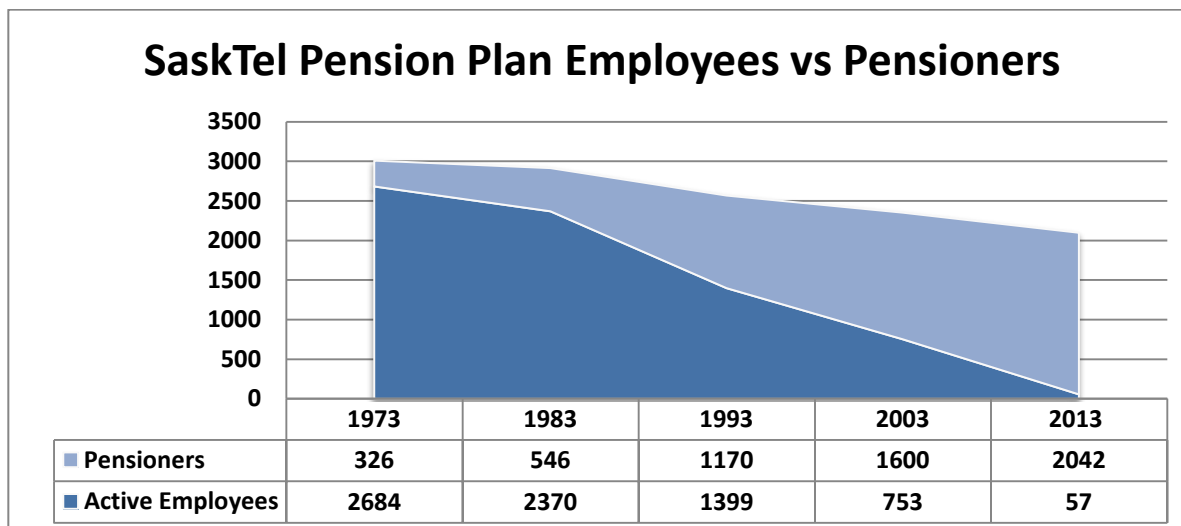
May 1, 1928 to December 31, 2013

	<u>Male</u>	<u>Female</u>	<u>Total</u>
Age Limit	201	81	282
Optional Retirement	1,562	761	2,323
Ill Health	49	25	74
*Ill Health Re-Employed			3
*Widows/Widowers			540
*Children			85
*Split Pensions			17
			<u>3,324</u>

\*not tracked by Male/Female – only the total is available for these categories

### NUMBER OF EMPLOYEES UNDER THE PROVISIONS OF THE SASKATCHEWAN TELECOMMUNICATIONS PENSION PLAN AT DECEMBER 31, 2013

	<u>Male</u>	<u>Female</u>	<u>Total</u>
Direct West Employees	-	2	2
SaskTel Employees	<u>38</u>	<u>17</u>	<u>55</u>
Total	<u>38</u>	<u>19</u>	<u>57</u>



## Significant Events 2013

### GOVERNANCE

Governance activities completed by the Board during 2013 included:

- Reviewed strategic planning and risk objectives
- Approved statement of investment policies and goals
- Self assessment of governance structure
- Reviewed legislative compliance

## Actuarial Valuations

### GENERAL

*The Pension Benefits Regulations, 1993* require actuarial valuations be filed at least every three years. The results from the latest valuation as at December 31, 2010 are included. Valuations are filed with the Saskatchewan Financial Services Commission – Pensions Division and with Canada Revenue Agency.

### ASSUMPTIONS FOR FUNDING PURPOSES

The actuarial assumptions used for funding purposes are a set of assumptions which reflects the Board's judgment of the most likely set of conditions affecting future events. Following are the significant actuarial assumptions used in the December 31, 2010 valuation to determine the actuarial value of pension obligations. The actuarial assumptions used for the December 31, 2007 valuation are shown for comparison purposes:

<u>Significant Assumption</u>	<u>Valuation as at Dec. 31, 2010</u>	<u>Valuation as at Dec. 31, 2007</u>
Gross Rate of Return on Assets	6.55%*	6.50%*
Provision for Future Expenses	0.30%	0.25%
Discount Rate for Liabilities	6.55%	6.50%
Inflation	2.50%	2.50%
Salary Escalation	3.50%	3.50%
Future Indexing	2.00%	2.00%

Mortality rates were applied utilizing the Uninsured Pensioner 1994 Mortality Table with mortality improvements projected to the year 2020 (2007 Valuation used the same table, but projected to 2015).

\*Net of a margin for funding purposes, representing conservatism from market best estimate.

## ACCOUNTING, FUNDING, AND SOLVENCY EXTRAPOLATIONS

The **Projected Accrued Benefit Method** prorated on services is used for financial reporting purposes and provides a valuation based on benefits earned to the date of the financial statements only.

The **Going Concern Method**, although not acceptable for financial reporting purposes, provides a valuation that considers benefits earned to-date as well as future benefits to be earned and contributions to be made. It is the method used by the actuary to measure the ability of the Plan to meet current and future obligations to plan members.

The **Solvency Method** determines the solvency position of the Plan if it were wound up on the valuation date.

Following is a comparative analysis of the Plan surplus (deficit) under the three methods (amounts in thousands of dollars):

Method	2013 (Extrapolated)	2012 (Extrapolated)	2011 (Extrapolated)	2010 (Actuarial Valuation)
Projected Accrued Benefit Method	(\$74,583)*	(\$254,803)**	(\$222,499)***	(\$105,036)****
Going Concern Method	\$97,840	\$36,958	\$3,413	\$22,134
Solvency Method	(\$162,056)	(\$362,146)	(\$348,054)	(\$161,618)

\*Based on accounting standards at December 31, 2013 and funding valuation at December 31, 2010.

\*\*Based on accounting standards at December 31, 2012 and funding valuation at December 31, 2010.

\*\*\*Based on accounting standards at December 31, 2011 and funding valuation at December 31, 2010.

\*\*\*\* Extrapolated based on accounting standards at December 31, 2010 and accounting valuation at November 30, 2009.

## FUNDING

*The Pension Benefits Regulations, 1993* require going concern deficiencies to be eliminated in 10 years. The Corporation has the ultimate responsibility to ensure that the pension obligations are paid. Following is a summary of the annual contributions required.

(Thousands of dollars)	2013	2012
Employee Contributions	\$ -	\$ 39
Employer Contributions	<u>-</u>	<u>134</u>
Total Contributions	<u>\$ -</u>	<u>\$173</u>

## Investment Governance

### OBJECTIVE OF THE PLAN

The purpose of the Saskatchewan Telecommunications Pension Plan (the Plan) is to meet the present and future obligations accumulated on behalf of the Plan's participants.

### INVESTMENT POLICY

The Statement of Investment Policies and Goals (SIP&G) is updated and approved by the SaskTel Pension Plan Board annually. The policy provides a framework for the prudent investment and administration of the pension fund. The policy also provides the investment managers with a written statement of specific quality, quantity and rate of return standards. The policy now includes the dynamic investing approach which strives to ensure the assets of the Plan evolve to match the liabilities of the Plan. The basic approach chosen is to gradually convert equity investments to fixed income instruments as the Plan's solvency position improves.

Plan assets (Fund) should be prudently managed to assist in avoiding actuarial deficits and excessive volatility in annual rates of return. An assessment of the risk tolerance of the Plan considers the cash demands and the closed nature of the Plan, along with the financial position. The Plan maturity is above average in that retired lives dominate the membership, and liquidity needs are increasing. The need for continued growth is also a consideration, given the 2% guaranteed indexing for retirees and the impact of inflation on the future pension liabilities of the active members. Based on these factors, the Fund can assume a modest level of investment risk, defined as the volatility of returns in any year, to achieve the income and growth objectives. This assessment implies a long-term asset mix strategy that has a significant position in fixed income and as well as equity exposure for diversification and growth.

### RISK PHILOSOPHY

While prudent management seeks to avoid excessive volatility, it is recognized that a low risk investment policy will earn a low rate of return. The impact may be that the Plan's liabilities grow faster than the assets. Therefore, in order to achieve the long-term investment goals, the Fund must invest in assets that have uncertain returns, such as Canadian equities, foreign equities and non-government bonds. However, the Board attempts to reduce the overall level of risk by diversifying the asset classes and further diversifying within each individual asset class.



**RISK MANAGEMENT**

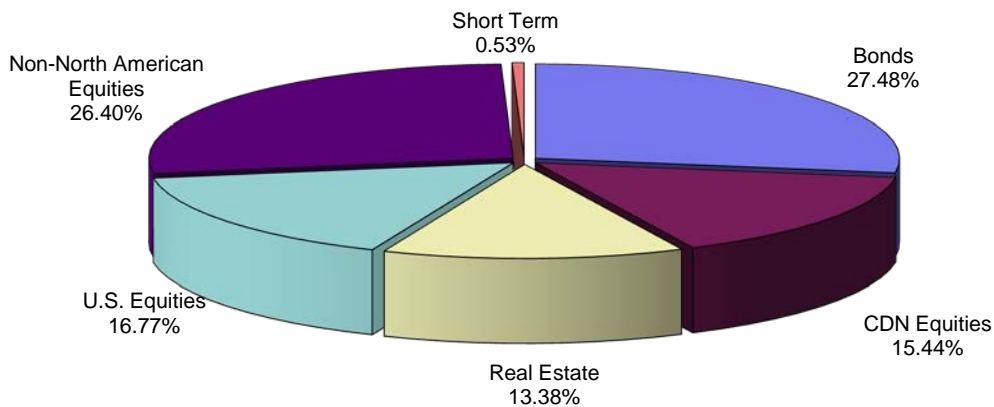
The Board is responsible for identifying business risks that could adversely affect the operation of the Plan and the provision of the benefits promised by the Plan. Through the annual strategic planning and risk assessment process, the Board will review risk management strategies and ensure the appropriate systems are in place and steps are taken to manage risks.

**ASSET MIX**

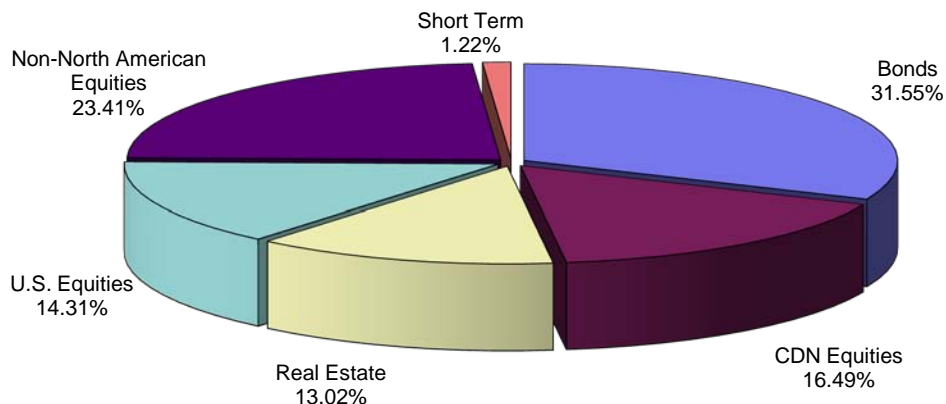
Taking into consideration the investment and risk philosophy of the Fund, the following range and target asset mix has been established:

	Range	Target
Equities (Includes Real Estate)	54 – 76%	65%
Fixed Income	28 – 42%	35%

**December 31, 2013**



**December 31, 2012**



## Investment Performance

The Total Fund participated in the strong equity market run of the past year, delivering an annual return of 14.2%.

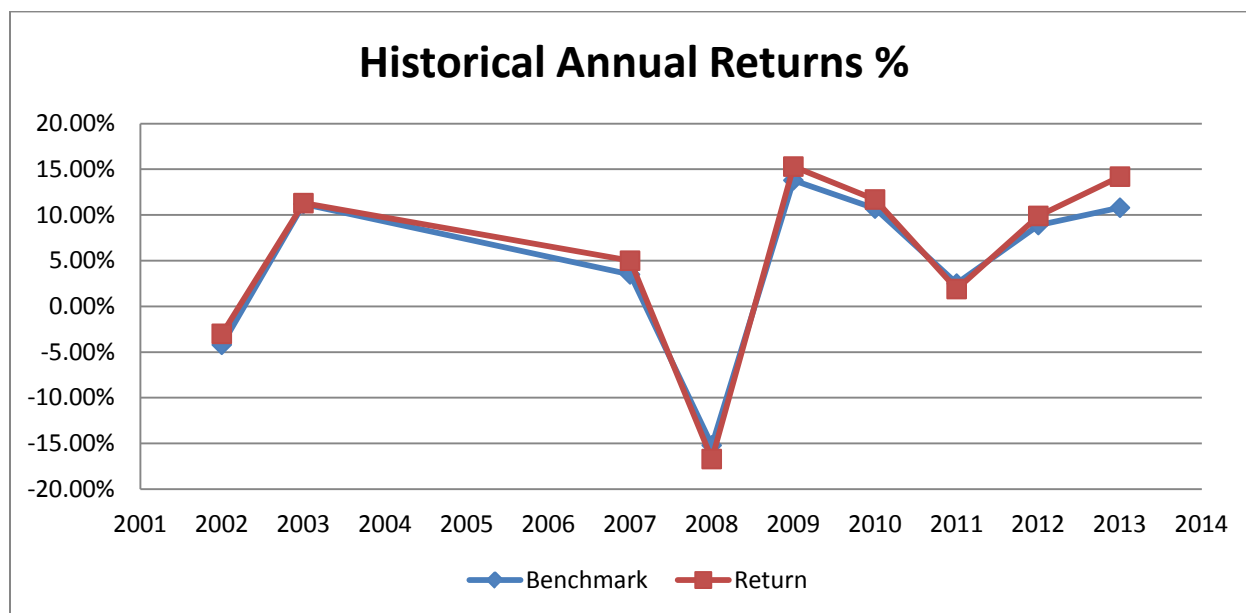
Global equity markets rallied throughout the year. Developed markets posted very strong gains with annual Canadian dollar returns for the U.S. market as represented by the S&P 500 at 41.3% and non-North American equities as represented by the MSCI EAFE Index at 31.0%. Canadian equities were muted at 13.0%, as the benchmark S&P/TSX Composite Index is heavily weighted to the Materials and Energy sectors which were under pressure given softening resource markets. Emerging markets equities were volatile, ending the year with a much lower 3.9% return.

The Canadian bond market was negative for the year, as yields rose resulting in price declines that more than offset coupon income. The Plan’s bonds are longer dated to match liabilities, and were down 5.4% in 2013.

Value added over the target benchmark return of 10.8% was strong in the year at 3.4%. Asset mix was an important source of extra return, as the markets rewarded the Fund’s bias to equities. Outperformance in Canadian equities also added, as did the real estate, which showed a strong absolute and relative return of 11.7%.

Over four years, the Total Fund met its investment objective of outpacing the Total Fund benchmark, adding 0.8% per year. Strong absolute returns across equities, real estate and bonds combined to provide a 9.3% annualized result, exceeding the longer term real return objective of 3.5%, turning in a 7.5% return, after inflation.

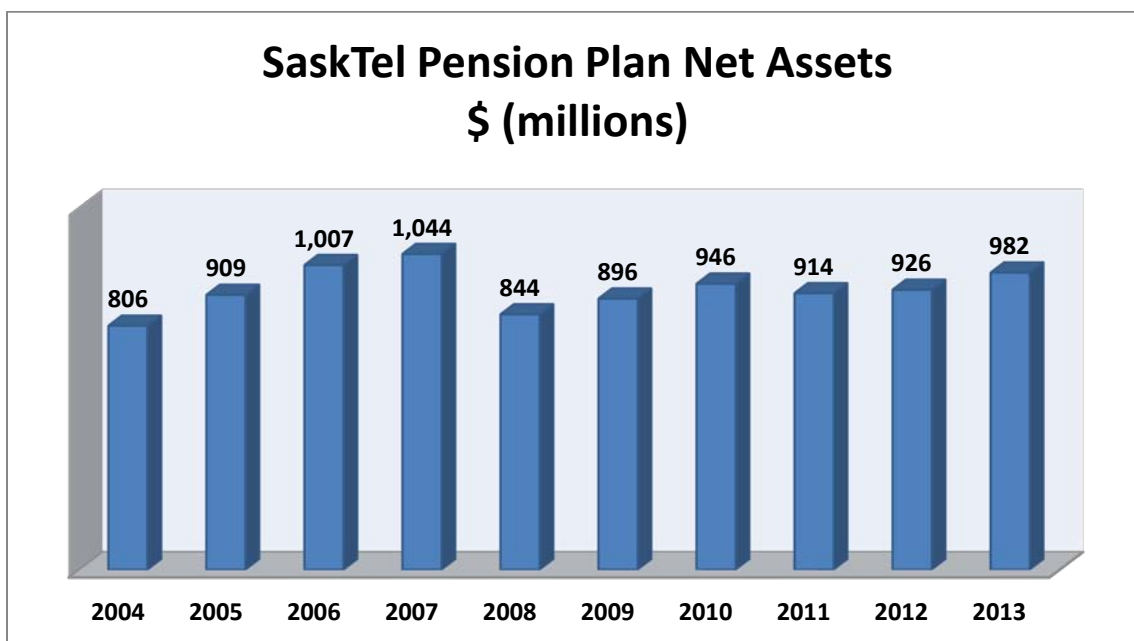
Return on Investments %	2013	2012
Annual Return	14.2	9.9
Annual Benchmark	10.8	8.9
Four year annualized return	9.3	9.2
Four year benchmark	8.5	9.4



## Financial Highlights

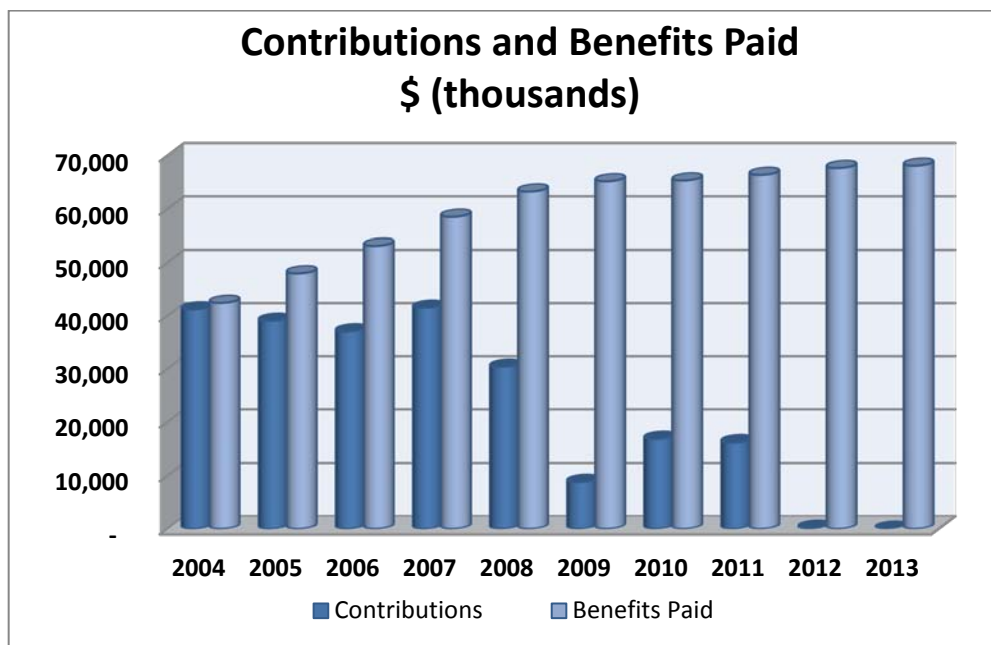
Net assets available for benefits increased by 6.12% from \$926M in 2012 to \$982M in 2013.

<b>Net Assets Available for Benefits</b>		
(Thousands of dollars)	<b>2013</b>	2012
Net assets available for benefits - opening balance	\$925,784	\$907,811
Plus: Investment income	30,659	35,458
Contributions	-	173
Less: Benefits	68,137	67,699
Refunds and transfers	171	-
Expenses	3,075	2,794
Unrealized gains	97,375	52,835
Net assets available for benefits at year end	<u>\$982,435</u>	<u>\$925,784</u>



Contributions decreased from \$0.17 million in 2012 to \$0.00 in 2013. SaskTel contributed \$0.00 in 2013 (\$0.13 million in 2012). Decreased company contributions are mostly a result of the Company electing a three year moratorium from funding a solvency deficit as per *The Pension Benefits Regulations, 1993*. Employee contributions decreased from \$0.04 million in 2012 to \$0.00 in 2013 due to no employees contributing to the Plan as a result of employees reaching maximum years of service.

Benefits paid from the plan increased from \$67.7 million in 2012 to \$68.1 million in 2013 mostly due to the annual indexing.



## Investment Management

The Pension Plan Text permits the Board to engage technical and professional advisers, specialists and consultants for the purposes of managing, investing and disposing of plan assets. The companies hired for custodial, investment management, and consulting services are listed below:

As the custodian of the pension fund assets, **RBC Investment Services** performed the processing and handling of investment transactions.

The investment managers managed the investing and disposing of plan assets. **Greystone Capital Management Inc.** has a balanced mandate. **Beutel Goodman & Company Ltd.** has a specialty Canadian equity mandate. **TD Asset Management (TDAM)** has a US equities index mandate. **Grantham, Mayo, Van Otterloo & Company (GMO)** has a specialty all country ex. U.S. equity mandate.

As the consultant to the Board, **AON Hewitt** provided analytical and financial advice.

**MANAGEMENT'S RESPONSIBILITY FOR FINANCIAL STATEMENTS**

The accompanying financial statements included in the annual report of the Saskatchewan Telecommunications Pension Plan for the year ended December 31, 2013, are the responsibility of management and have been approved by the Pension Board. Management has prepared the financial statements in accordance with Canadian accounting standards for pension plans. The financial information presented elsewhere in this annual report is consistent with that in the financial statements.

To ensure the integrity and objectivity of the financial data, management maintains a comprehensive system of internal controls including written policies and procedures, an organizational structure that segregates duties and a comprehensive internal audit program. These measures provide reasonable assurance that transactions are recorded and executed in compliance with legislation and required authority, assets are properly safeguarded and reliable financial records are maintained.

The Pension Board is responsible for ensuring that management fulfills its responsibility for financial reporting and internal control. The Pension Board fulfills this responsibility through periodic meetings with management and with the internal and external auditors. Both the internal and external auditors have free access to the Pension Board to discuss their audit work, their opinion on the adequacy of internal controls and the quality of financial reporting. The Pension Plan's annual financial statements have been reviewed in detail with the entire Pension Board prior to approval by the Pension Board.

The financial statements have been audited by the independent firm of KPMG LLP, Chartered Accountants, as appointed by the Lieutenant Governor in Council and approved by Crown Investments Corporation of Saskatchewan.



Mike Anderson  
Chief Financial Officer



David Holzapfel  
Pension Plan Manager  
Administrator, SaskTel Pension Board

March 25, 2014

## Actuary's Opinion

Aon Hewitt was retained by the Saskatchewan Telecommunications Pension Board (the "Board") to perform an actuarial valuation of the assets and liabilities of the Saskatchewan Telecommunications Pension Plan (the "Plan") as at December 31, 2010. The Board retained Aon Hewitt to prepare an extrapolation of the Plan's liabilities from December 31, 2010 to December 31, 2013. This extrapolation was used to prepare the actuarial information for inclusion in the Annual Report for the year ended December 31, 2013.

The extrapolation of the Plan's liabilities to December 31, 2013 was based on:

- An actuarial valuation (based on membership data provided by the Board) as at December 31, 2010;
- Methods prescribed by the Canadian Institute of Chartered Accountants for pension plan financial statements; and
- Assumptions about future events (economic and demographic) which were developed by management and Aon Hewitt and are considered as management's best estimate of these events.

While the actuarial assumptions used to determine liabilities for the Plan's financial statements contained in the Annual Report represent management's best estimate of future events, and while in my opinion these assumptions are reasonable, the Plan's future experience will differ from the actuarial assumptions. Emerging experience differing from the assumptions will result in gains or losses that will be revealed in future valuations, and will affect the financial position of the Plan.

The data has been tested for reasonableness and consistency with prior valuations and in my opinion the data is sufficient and reliable for the purposes of the valuation and extrapolation. It is also my opinion that the methods employed in the valuation and extrapolation and the assumptions used are, in aggregate, appropriate. My opinions have been given, and the valuation and extrapolation has been performed in accordance with accepted actuarial practice.



David R. Larsen  
Fellow, Canadian Institute of Actuaries  
Fellow, Society of Actuaries

February 7, 2014



**KPMG LLP**  
**Chartered Accountants**  
Hill Centre, Tower II  
1881 Scarth Street, 20th Floor  
Regina Saskatchewan S4P 4K9  
Canada

Telephone (306) 791-1200  
Fax (306) 767-4703  
Internet www.kpmg.ca

## INDEPENDENT AUDITORS' REPORT

To the Members of the Legislative Assembly, Province of Saskatchewan

We have audited the accompanying financial statements of Saskatchewan Telecommunications Pension Plan, which comprise the statement of financial position as at December 31, 2013, the statement of changes in net assets available for benefits and changes in pension obligations for the year then ended, and notes, comprising a summary of significant accounting policies and other explanatory information.

### *Management's responsibility for the financial statements*

Management is responsible for the preparation and fair presentation of these financial statements in accordance with Canadian accounting standards for pension plans, and for such internal control as management determines is necessary to enable the preparation of financial statements that are free from material misstatement, whether due to fraud or error.

### *Auditors' responsibility*

Our responsibility is to express an opinion on these financial statements based on our audit. We conducted our audit in accordance with Canadian generally accepted auditing standards. Those standards require that we comply with ethical requirements and plan and perform the audit to obtain reasonable assurance about whether the financial statements are free from material misstatement.

An audit involves performing procedures to obtain audit evidence about the amounts and disclosures in the financial statements. The procedures selected depend on our judgment, including the assessment of the risks of material misstatement of the financial statements, whether due to fraud or error. In making those risk assessments, we consider internal control relevant to the entity's preparation and fair presentation of the financial statements in order to design audit procedures that are appropriate in the circumstances, but not for the purpose of expressing an opinion on the effectiveness of the entity's internal control. An audit also includes evaluating the appropriateness of accounting policies used and the reasonableness of accounting estimates made by management, as well as evaluating the overall presentation of the financial statements.

We believe that the audit evidence we have obtained is sufficient and appropriate to provide a basis for our audit opinion.

### *Opinion*

In our opinion, the financial statements present fairly, in all material respects, the financial position of Saskatchewan Telecommunications Pension Plan as at December 31, 2013, and the changes in its net assets available for benefits and changes in its pension obligations for the year then ended in accordance with Canadian accounting standards for pension plans.

### *Comparative Information*

Without modifying our opinion, we draw attention to Note 3 to the financial statements, which indicates that the comparative information presented as at and for the year ended December 31, 2012, has been restated and that the comparative information presented as at January 1, 2012, has been derived from the financial statements as at and for the year ended December 31, 2011.

**KPMG LLP**

Chartered Accountants

March 25, 2014  
Regina, Canada

## STATEMENT OF FINANCIAL POSITION


As at	December 31,	December 31,	January 1,
Thousands of dollars	2013	2012	2012
		(Restated - Note 3)	(Restated - Note 3)
<b>ASSETS</b>			
Cash	\$ 396	\$ 29	\$ 33
Accrued investment income	1	10	1,240
Employer contribution receivable	-	-	1
Other	3	-	-
Investments under a securities lending program (Note 6)	38,664	56,350	150,290
Investments (Note 6)	944,537	870,650	757,414
	<b>983,601</b>	927,039	908,978
<b>LIABILITIES</b>			
Accounts payable	1,166	1,255	1,167
<b>Net assets available for benefits</b>	<b>982,435</b>	925,784	907,811
<b>Pension obligations (Note 11)</b>	<b>1,057,018</b>	1,180,587	1,130,310
<b>DEFICIT</b>	<b>\$ (74,583)</b>	\$ (254,803)	\$ (222,499)

See accompanying notes to the financial statements

Approved by the Pension Board



Dale Hillmer - Chairperson



Dale Baron – Member



Mike Anderson – Member



Peter Brandt - Member



Brian Renas - Member

March 25, 2014



<b>STATEMENT OF CHANGES IN NET ASSETS AVAILABLE FOR BENEFITS</b>		
<b>For the year ended December 31,</b>	<b>2013</b>	<b>2012</b>
Thousands of dollars		(Restated - Note 3)
<b>Net assets available for benefits, beginning of year</b>	<b>\$ 925,784</b>	<b>\$ 907,811</b>
<b>Increase in assets</b>		
Investment income (Note 7)	<b>30,659</b>	35,458
Unrealized increase in fair value of investments	<b>97,375</b>	52,835
Contributions (Note 8)	<b>-</b>	173
<b>Total increase in assets</b>	<b>128,034</b>	<b>88,466</b>
<b>Decrease in assets</b>		
Benefits paid (Note 9)	<b>68,137</b>	67,699
Administration expenses (Note 10)	<b>3,075</b>	2,794
Refunds and Transfers		
Contributions	<b>50</b>	-
Interest	<b>121</b>	-
	<b>171</b>	-
<b>Total decrease in assets</b>	<b>71,383</b>	<b>70,493</b>
<b>Net assets available for benefits, end of year</b>	<b>\$ 982,435</b>	<b>\$ 925,784</b>

See accompanying notes to the financial statements

**STATEMENT OF CHANGES IN PENSION OBLIGATIONS****For the year ended December 31,****2013****2012**

Thousands of dollars

<b>Pension obligations, beginning of year</b>	<b>\$ 1,180,587</b>	<b>\$ 1,130,310</b>
<b>Increase in pension obligations</b>		
Interest on pension obligations	<b>43,564</b>	47,155
Benefits accrued	-	167
Impact of changes in assumptions (Note 10)	-	70,654
	<b>43,564</b>	117,976
<b>Decrease in pension obligations</b>		
Benefits paid (Note 8)	<b>68,137</b>	67,699
Refunds and transfers	<b>171</b>	-
Impact of changes in assumptions (Note 10)	<b>98,825</b>	-
	<b>167,133</b>	67,699
<b>Pension obligations, end of year</b>	<b>\$ 1,057,018</b>	<b>\$ 1,180,587</b>

See accompanying notes to the financial statements

## Notes to Financial Statements

### Note 1 - Description of the Plan

The following description of the Saskatchewan Telecommunications Pension Plan (the Plan) is a summary only. For more complete information, reference should be made to the Saskatchewan Telecommunications Pension Plan Text.

#### General

The Plan is a defined benefit plan maintained by Saskatchewan Telecommunications (the Corporation) for those employees who were hired prior to October 1, 1977 and who did not elect to transfer to the Public Employees' Pension Plan by October 1, 1978. The Plan is governed by *The Pension Benefits Act*, 1992 (the Act). The Plan is registered under *The Income Tax Act* and *The Pensions Benefits Act*, 1992, registration #0360891, is regulated by the Financial and Consumer Affairs Authority of Saskatchewan – Pension Division, and is administered by a five person Board appointed by the Corporation and Union.

#### Funding

The Plan is funded on the basis of actuarial valuations, which are performed at least every three years. The most recent actuarial valuation for funding purposes was performed as of December 31, 2010.

The provincial government implemented amendments to *The Pension Benefits Regulations, 1993*, effective September 11, 2009, to provide temporary relief from solvency deficiency funding for sponsors of defined benefit plans. This amendment allows a pension plan sponsor to elect a three year moratorium from funding a solvency deficit.

The Corporation has exercised this election as it relates to the solvency deficit of \$161.6 million that was calculated in an actuarial valuation dated December 31, 2010. Solvency contributions arising from this valuation have been suspended for the three year period following this date.

As the sponsor of the SaskTel Pension Plan, the Corporation is committed to meeting all funding requirements necessary to fulfill pension obligations to plan members. The Corporation has made this election to provide time for capital markets to recover from the market declines of the last few years. If a solvency deficit remains at the end of the three year moratorium, the Corporation will be required to resume funding at that time. The Corporation will continue to monitor the solvency position of the Plan and can, at any time, begin to fund again if necessary.

During 2013 provisions of *The Pension Benefits Regulations, 1993* were amended to allow the pension plan to determine funding requirements based on the going concern actuarial valuation versus the former requirement to use the solvency funding actuarial valuation. This has resulted in a suspension of contributions.

During 2012 all employee members reached the maximum pensionable years of service and are no longer required to contribute to the plan. As a result employer current service contributions have also ceased.

*Note 1 - Description of the Plan, continued***Benefits**

The Corporation guarantees the payment of the pension benefits payable under the terms of the Plan as amended from time to time, including:

**Service pensions**

The Corporation's defined benefit pension plan provides a full pension at age 65, at age 60 with at least 20 years of service, or upon completion of 35 years of service. The pension is calculated to be 2% times the average of the highest three years of employment earnings times the number of years of service up to a maximum of 35 years of service. A reduced pension may be opted for if certain age and years of service criteria are met. At age 65 members' pensions are reduced due to integration with the Canada Pension Plan.

Plan members may also elect to receive a joint annuity whereby a reduced pension is payable during the life of the member and/or the life of the spouse or dependents. When the plan member dies the spouse is entitled to receive a pension equal to 100% of the reduced pension.

If a member retires before age 65, the member may elect a varied allowance, whereby, an additional allowance is received until age 65 at which time the allowance will be reduced.

**Survivor pensions**

If a plan member dies after retiring, the surviving spouse receives 60% of the member's pension. Dependents under 18 receive 10%, to a maximum of 25% for all dependants combined.

**Death refunds**

A death refund is payable to the estate or designated beneficiary of a pensioner, in an amount equal to the difference between the pensioner's accumulated contributions and interest less the total sum of all allowances paid.

**Income taxes**

The Plan is a Registered Pension Plan as defined in The Income Tax Act and is not subject to income taxes.

**Note 2 – Basis of preparation****a. Statement of compliance**

The financial statements for the year ended December 31, 2013 have been prepared in accordance with Chartered Professional Accountants Canada Handbook (CPA Canada Handbook) section 4600, Pension Plans (hereinafter referred to as Canadian accounting standards for pension plans). For matters not addressed in Section 4600 the Plan has chosen to adopt the relevant sections of International Financial Reporting Standards (IFRS).

**b. Basis of measurement**

The financial statements have been prepared on the historical cost basis except for financial instruments which are measured at fair value and the pension obligation which is measured at the present value of the accrued benefit obligation.

*Note 2 – Basis of preparation, continued***c. Functional and presentation currency**

These financial statements are presented in Canadian dollars, which is the Fund's functional currency.

**d. Use of estimates and judgments**

The preparation of financial statements in accordance with Canadian accounting standards for pension plans requires management to make estimates and assumptions that affect the reported amounts of assets and liabilities and disclosure of contingent assets and liabilities at the date of the financial statements and the reported amounts of increases and decreases in assets, and increases and decreases in pension obligations during the reporting period. Actual results could differ from these estimates and changes in estimates are recorded in the accounting period in which they are determined. Information about assumptions and estimation of uncertainties that have a significant risk of resulting in a material adjustment within the next fiscal year includes measurement of the pension obligations (Note 10).

**Note 3 – Prior period adjustment**

In previous years certain unrealized increases in fair value of investments had been incorrectly recorded. The related unrealized increases in fair value of investments have been corrected and the prior period has been restated.

The impacts of the application of the prior period adjustment are as follows:

**Impact on statement of financial position**

As at January 1, 2012

Thousands of dollars	As previously reported	Prior period adjustment	As restated
Accrued investment income	\$ 7,713	\$ (6,473)	\$ 1,240
Net assets available for benefits	914,284	(6,473)	907,811
Deficit	(216,026)	(6,473)	(222,499)

As at December 31, 2012

Thousands of dollars	As previously reported	Prior period adjustment	As restated
Accrued investment income	\$ 13,047	\$ (13,037)	\$ 10
Net assets available for benefits	938,821	(13,037)	925,784
Deficit	(241,766)	(13,037)	(254,803)

**Impact on statement of changes in net assets available for benefits**

For the year ended December 31, 2012

Thousands of dollars	As previously reported	Prior period adjustment	As restated
Net assets available for benefits, beginning of year	\$ 914,284	\$ (6,473)	\$ 907,811
Unrealized increase in fair value of investments	59,399	(6,564)	52,835
Net assets available for benefits, end of year	938,821	(13,037)	925,784

## Note 4 - Significant accounting policies

### Basis of accounting

These financial statements are prepared on the going concern basis and present the aggregate financial position of the Plan as a separate financial reporting entity independent of the sponsor and plan members. They are prepared to assist Plan members and others in reviewing the activities of the Plan for the fiscal period but they do not portray the funding requirements of the Plan or the benefit security of individual Plan members.

### Investments

Investments are stated in the financial statements at fair value. The fair value of short-term investments is based on cost, which approximates fair value due to the short-term nature of these financial instruments. The fair value of equity investments is determined based on quoted market values, based on the latest bid prices. The fair value of pooled equity funds is based on the quoted market values of the underlying investments, based on the latest bid prices. The fair value of pooled bond funds is based on the fair value of the underlying security determined using model pricing techniques that effectively discount prospective cash flows to present values taking into consideration duration, credit quality and liquidity. The fair value of pooled real estate investments is based on independent appraisals.

Transactions are recorded as of the trade date.

### Investments under securities lending program

Securities lending transactions are entered into on a collateralized basis. The securities lent are not derecognized on the statement of financial position given that the risks and rewards of ownership are not transferred from the Plan to the counterparties in the course of such transactions. The securities are reported separately on the statement of financial position on the basis that the counterparties may resell or re-pledge the securities during the time that the securities are in their possession. Securities received from counterparties as collateral are not recorded on the statement of financial position given that the risks and rewards of ownership are not transferred from the counterparties to the Plan in the course of such transactions.

### Translation of foreign currencies

Transactions conducted in foreign currencies are translated into Canadian dollars using the exchange rate in effect at the transaction date. Monetary assets and liabilities denominated in foreign currencies are adjusted to reflect exchange rates at year-end. Exchange gains and losses arising on the translation of monetary assets and liabilities are included in investment income.

### New standards and interpretations not yet adopted

IFRS 9, Financial Instruments, was issued in 2009 and amended in 2010. This standard was further amended on November 13, 2013, there is no implementation date at this time. The Plan does not expect to be materially affected by the new recommendations.

**Note 5 – Objectives, policies, and processes for managing capital**

The process for managing capital is accomplished by diversifying asset classes and further diversifying within each individual asset class.

The Plan's capital consists of the investment assets of the Saskatchewan Telecommunications Pension Fund, managed under the authority of the Saskatchewan Telecommunications Pension Board.

The objective of the Plan is to meet the present and future pension obligations accumulated on behalf of the Plan's participants, while complying with *The Pension Benefits Act, 1992* and Canada Revenue Agency regulations.

The Plan's permissible investments include Canadian equities (including rights, warrants, installment receipts and capital shares), U.S. and international equities, bonds of Canadian issuers, short term securities, mortgages, real estate and pooled funds. Any other type of investment is not permitted without prior approval of the Board.

The Plan's investment policy provides a framework for the prudent investment and administration of the Pension Fund for the purpose of managing capital assets. The policy provides the investment managers with a written statement of specific quality, quantity and rate of return standards. The policy is re-visited annually to ensure it is meeting the objectives of the Plan's capital management to ultimately meet all pension obligations.

The SaskTel Pension Board employs a pension risk management strategy – Dynamic Investing, which addresses continued capital market volatility and the overall demographic trends for the Plan. The dynamic investing approach strives to ensure the assets of the Plan evolve to match the liabilities of the Plan.

**Note 6 - Investments**

The Fund has the following investments:

<b>As at December 31,</b>	<b>2013</b>	<b>2012</b>
Thousands of dollars		
<b>Investments</b>		
Short term investments	\$ 4,713	\$ 10,459
Pooled real estate	131,488	120,680
Canadian equities	111,037	93,830
Canadian pooled equity funds	7,581	6,369
US equities	54,264	50,454
US pooled equity fund	105,711	79,375
Non-North American pooled equity funds	259,550	216,985
Bonds	130	-
Pooled bond funds	270,063	292,498
	<b>\$ 944,537</b>	<b>\$ 870,650</b>
<b>Investments under securities lending program</b>		
Short term investments	\$ 539	\$ 849
Canadian equities	33,196	52,688
US equities	4,929	2,813
	<b>\$ 38,664</b>	<b>\$ 56,350</b>
Total investments	<b>\$ 983,201</b>	<b>\$ 927,000</b>

**Short term investments**

Short term investments are comprised of treasury bills, notes and commercial paper with a market yield of 0.9% to 1.2% (2012 - 0.9% to 1.2%) and an average term to maturity of 91.5 days (2012 – 80.7 days). The Plan's investment policy states that investments must meet a minimum investment standard of "R-1" as rated by the recognized credit rating service. Other than the Government of Canada, no single issuer represents more than 11.2% (2012 – 15.7%) of the fair value of the short-term investment portfolio.

**Pooled real estate**

Investments in pooled real estate consist of Canadian commercial property.

**Equities**

Individual holdings are limited, by Fund policy, to a maximum of 10% of the market value of each investment manager's portfolio. At December 31, 2013, 8.5% (2012 – 8.0%) was the largest individual holding. Individual holdings are restricted, by Fund policy, to a maximum of 10% of the common stock in any corporation. At December 31, 2013, 0.042% (2012 - 0.034%) was the largest individual holding.



*Note 6 - Investments, continued***Bonds**

Individual holdings are limited, by Fund policy, to a maximum of 10% of the market value of each investment.

**Pooled bond funds**

Fund holdings are selected based on the durations which align with the maturity profile of the Plan's liabilities as part of the Dynamic Investing Policy.

As at December 31, Fund	2013			2012		
	Amount (\$000)	Yield (%)	Duration (years)	Amount (\$000)	Yield (%)	Duration (years)
Greystone three year target duration fund	\$ 74,115	1.90	3	\$ 74,813	1.60	3
Greystone eight year target duration fund	75,298	3.50	8	78,939	2.60	8
Greystone fifteen year target duration fund	66,231	4.20	15	73,232	3.20	15
Greystone twenty plus year target duration fund	54,419	4.20	25	65,514	3.30	25
	<u>\$270,063</u>			<u>\$292,498</u>		

**Note 7 – Investment income**

For the year ended December 31, Thousands of dollars	2013		2012	
Short term investments	\$	119	\$	546
Pooled real estate		-		8
Canadian equities		4,015		5,146
Canadian pooled equity funds		163		357
US equities		1,110		1,140
US pooled equity fund		2,512		11,211
Non-North American pooled equity funds		11,368		6,063
Bonds		1		3,955
Pooled bond funds		11,371		7,032
	\$	<u>30,659</u>	\$	<u>35,458</u>

**Note 8 – Benefits paid**

For the year ended December 31, Thousands of dollars	2013		2012	
Retirement benefits	\$	62,428	\$	62,305
Death benefits		5,709		5,394
	\$	<u>68,137</u>	\$	<u>67,699</u>

**Note 9 - Administration expenses**

The Pension Plan Text permits the Board to engage technical and professional advisers, specialists and consultants for the purposes of managing, investing and disposing of Plan assets, with the related costs to be paid by the Plan. Other direct out of pocket expenses including custodial, investment manager and consulting fees are paid by the Plan. The costs to administer the Plan (staff salaries, actuarial and auditor costs) are also borne by the Plan and are reflected in the accompanying financial statements. The Board has developed, with the assistance of its consultant, specific investment policies and guidelines that the investment managers must adhere to when making investment decisions.

<b>For the year ended December 31,</b>	<b>2013</b>		<b>2012</b>	
Thousands of dollars				
Investment management	\$	<b>2,381</b>	\$	2,048
Plan administration		<b>270</b>		267
Brokerage commissions		<b>116</b>		192
Investment consultant		<b>137</b>		149
Custodian		<b>90</b>		71
Board		<b>19</b>		31
Audit		<b>28</b>		27
Actuary		<b>26</b>		8
Other		<b>8</b>		1
	\$	<b>3,075</b>	\$	2,794

**Note 10 – Pension obligations**

The present value of pension obligations was determined using the projected accrued benefit method prorated on services. An actuarial valuation to determine the pension obligation was performed at December 31, 2010 and extrapolated to December 31, 2013 by Aon Hewitt, a firm of consulting actuaries. The next valuation is due December 31, 2013.

Pension obligations are sensitive to changes in the discount rate, the inflation rate, salary escalation and future indexing. Based upon advice obtained from its actuaries and pension consultant, the Pension Board applies best estimate assumptions on these and other future economic events. The preparation of financial statements in accordance with Canadian accounting standards for pension plans requires management to make estimates and apply best estimate assumptions that affect the reported amount of assets and pension liabilities at the date of the financial statements. Actual results could differ from those estimates. Impact due to actuarial valuation measures the difference between actual experience and the best estimates during the period between actuarial valuations.

Assumption changes decreased the obligation by \$98.8 million which was entirely due to the change in the discount rate assumption.

*Note 10 – Pension Obligations, continued*

Following are the significant assumptions used to determine the actuarial present value of pension obligations as at December 31:

<b>Significant Assumption</b>	<b>2013</b>	<b>2012</b>
Discount Rate	<b>4.60%</b>	3.80%
Inflation	<b>2.50%</b>	2.50%
Salary Escalation	<b>3.00%</b>	3.00%
Future Indexing	<b>100% of CPI to a maximum of 2.00%</b>	100% of CPI to a maximum of 2.00%

The following illustrates the effect on the Plan's pension obligations of changing certain actuarial assumptions:

	<u>Long - Term Assumptions</u>						
	Discount Rate		Inflation		Salary Escalation		Future Indexing
	3.60%	5.60%	1.50%	3.50%	2.00%	4.00%	1.0%
(Thousands of dollars) Increase (decrease) in liability	\$125,717	(\$104,284)	\$39,253	(\$104,258)	\$0	\$0	(\$119,606)

The Plan Text guarantees future indexing at 100% of CPI to a maximum of 2%. Therefore the impact of future indexing at a rate higher than 2% is not applicable.

The mortality rate was applied using the Uninsured Pensioner 1994 Table with mortality improvements projected to the year 2024. The pension obligations calculated in the previous year used the same table.

The pension obligations are long term in nature. There is no ready market for settling the pension obligation and the Plan has no intention of settling this obligation in the near term. Therefore, determination of the fair value of pension obligations is not practical.

**Note 11 - Financial instruments**

The Plan's financial instruments include cash and short term investments, pooled bond funds, equities, and a pooled real estate fund, which by their nature are subject to risks. The carrying amount of cash approximates fair value due to its immediate or short-term nature. The carrying amount of all other instruments is defined in the fair value hierarchy section of this note.

The risks that arise are market risk (consisting of interest rate risk, foreign exchange risk and equity price risk), credit risk, and liquidity risk. Significant financial risks are related to the Plan's investments.

These financial risks are managed by having an investment policy, which is approved annually by SaskTel Pension Board. The investment policy provides guidelines to the Plan's investment managers for the asset mix of the portfolio regarding quality and quantity of debt and equity investments. The asset mix helps to reduce the impact of market value fluctuations by requiring investments in different asset classes and in domestic and foreign markets.

*Note 11 - Financial instruments, continued***Market risk**

Market risk represents the potential for loss from changes in the value of financial instruments. Value can be affected by changes in interest rates, foreign exchange rates and equity prices. Market risk primarily impacts the value of investments.

**Interest rate risk**

The Plan is exposed to interest rate risk primarily through its pooled bond funds and short term investments. Fair value adjustments will fluctuate based on changes in market prices. The pooled bond funds consist of mostly provincial and federal government and corporate bonds with varying maturities to coincide with pension plan obligations, and are managed based on this maturity profile and market conditions.

The Plan is exposed to changes in interest rates in its pooled bond funds and short term investments. It is estimated that a 100 basis point increase/decrease in interest rates would decrease/increase net assets available for benefits by \$31.9 million representing 11.6% of the carrying value of \$275.4 million.

**Foreign exchange risk**

The Plan is subject to changes in the U.S./Canadian dollar exchange rate for U.S. denominated investments. Also, the Plan is exposed to Europe, Australasia and Far East (EAFE) currencies through its investment in the pooled equity fund. Exposure to both U.S. equities and non-North American equities is limited to a maximum 46% total of the market value of the total investment portfolio. At December 31, 2013 the Plan's exposure to U.S. equities was 16.8% (2012- 14.3%) and its exposure to non-North American equities was 26.4% (2012 – 23.4%).

At December 31, 2013, a 10% strengthening (weakening) in the Canadian dollar versus U.S. dollar exchange rate would result in approximately a \$16.5 million decrease (increase) in the net assets available for benefits. A 10% strengthening (weakening) in the Canadian dollar versus the EAFE currencies would result in approximately a \$26.0 million decrease (increase) in the net assets available for benefits.

No more than 15% of the market value of the bond and debentures portfolio is allowed to be invested in bonds of foreign issuers, however no foreign bonds were held in 2013.

**Equity price risk**

The Plan is exposed to changes in equity prices in Canadian, U.S. and EAFE markets. Equities comprise 58.6% (2012 – 54.2%) of the carrying value of the Plan's total investments. Individual stock holdings are diversified by geography, industry type and corporate entity.

*Note 11 - Financial instruments, continued*

The Plan's equity price risk can be assessed using Value at Risk (VaR), a statistical technique that measures the potential change in an equity asset class. The following calculations are based on returns and volatility over the preceding four-year period, using a 95% confidence level. As such, it is expected that the annual change in the portfolio market value will fall no more than the values outlined in the following table 95% of the time (19 times out of 20 years), based on December 31 market values in each year. Stated differently, there is a 5% statistical probability that the equity portfolio values would fall by more than the declines noted below.

<b>As at December 31,</b> Thousands of dollars	<b>2013</b>	2012
Canadian equities	<b>\$(12,612)</b>	\$(17,888)
US equities	<b>(6,328)</b>	(14,959)
Non-North American equities	<b>(29,845)</b>	(37,076)

**Credit risk**

The Plan's credit risk arises primarily from certain investments. The maximum credit risk to which it is exposed is limited to the carrying value of the financial assets summarized as follows:

<b>As at December 31,</b> Thousands of dollars	<b>2013</b>	2012
		(Restated - Note 3)
Cash	<b>\$ 396</b>	\$ 29
Accrued investment income	<b>1</b>	10
Bonds and pooled bond funds	<b>270,193</b>	292,498
Short term investments	<b>5,252</b>	11,308
	<b>\$ 275,842</b>	\$ 303,845

Credit risk within investments is primarily related to pooled bond funds and short term investments. It is managed through the investment policy that limits the amount that is to be invested in pooled bond funds.

Through its custodian, the Plan participates in an investment security lending program. Collateral of at least 105% of market value of the loaned securities is held for the loan - this collateral is marked to market on a daily basis. In addition, the custodian provides indemnification against any potential losses in the securities lending program.

**Liquidity risk**

Liquidity risk is the risk that the Plan is unable to meet its financial obligations as they fall due. This risk is mitigated through daily management of anticipated cash flows.

**Fair value hierarchy**

Fair value is best evidenced by an independent quoted market price for the same instrument in an active market. An active market is one where quoted prices are readily available, representing regularly occurring transactions. The determination of fair value requires judgment and is based on market

*Note 11 - Financial instruments, continued*

information where available and appropriate. Fair value measurements are categorized into levels within a fair value hierarchy based on the nature of the inputs used in the valuation.

Level 1 – Where quoted prices are readily available from an active market.

Level 2 – Valuation model not using quoted prices, but still using predominantly observable market inputs, such as market interest rates.

Level 3 – Where valuation is based on unobservable inputs. There were no items measured at fair value using level 3 in 2012 or 2013.

There were no items transferred between levels during the current year.

As at December 31, Thousands of dollars	2013			2012		
	Level 1	Level 2	Total	Level 1	Level 2	Total
Bonds	\$ -	\$ 130	\$ 130	\$ -	\$ -	\$ -
Pooled bond funds	-	270,063	270,063	-	292,498	292,498
Canadian equities	144,233	-	144,233	146,518	-	146,518
Canadian pooled equity funds	7,581	-	7,581	6,369	-	6,369
US equities	59,193	-	59,193	53,267	-	53,267
US pooled equity fund	105,711	-	105,711	79,375	-	79,375
Non-North American pooled equity funds	259,550	-	259,550	216,985	-	216,985
Pooled real estate	-	131,488	131,488	-	120,680	120,680
Short term investments	-	5,252	5,252	-	11,308	11,308
<b>Total</b>	<b>\$ 576,268</b>	<b>\$ 406,933</b>	<b>\$ 983,201</b>	<b>\$ 502,514</b>	<b>\$ 424,486</b>	<b>\$ 927,000</b>

**Note 12 - Investment performance**

The investment manager makes the day to day decisions of whether to buy or sell specific investments in order to achieve the long-term investment performance objectives set by the Board. It is these long-term investment performance objectives that are used to assess the performance of the investment manager.

The Board reviews the investment performance of the Fund in terms of the performance of the benchmark portfolio over rolling 4-year periods. For the four years ending December 31, 2013, the Fund had an annualized gross rate of return of 9.3%. The investment benchmark for this four-year period was 8.5%.

The annual rate of return generated by the Fund in 2013 was 14.2% as compared to the investment benchmark of 10.8%. The 2012 return was 9.9% vs the benchmark of 8.9%.

**Note 13 - Related party transactions**

All Government of Saskatchewan agencies such as ministries, corporations, boards and commissions are related since all are controlled by the Government.

During the year the Plan paid \$0.3 million (2012 - \$0.3 million) to the Corporation for administration fees.

**SCHEDULE OF ACCUMULATED NET ASSETS AVAILABLE FOR BENEFITS  
FOR THE PERIOD FROM MAY 1, 1928 TO DECEMBER 31, 2013**

Thousands of dollars

<b>CUMULATIVE INCREASE IN ASSETS</b>		
Investment income		\$ 1,013,479
Cumulative increase in fair value of investments		626,016
Contributions		
Employers'		367,763
Employees' - Active	3,994	
- Retired, deferred	106,584	
- Resigned	15,762	
- Transferred	649	126,989
Early and enhanced retirement adjustments		19,450
Employer withdrawal		(34,200)
Employees' interest on back contributions		729
		<b>2,120,226</b>
<b>CUMULATIVE DECREASE IN ASSETS</b>		
Payments to superannuates and beneficiaries	1,105,296	
Refund of employees' contributions	12,552	
Interest on refunded employees' contributions	4,893	
Transfer of contributions	7,623	
Transfer of interest on contributions	7,281	
Supplementary retirement payments		
to employees not eligible for pension	93	
Death benefit (matching amount)	36	
Interest on employee's savings plan	17	1,137,791
<b>NET ASSETS AVAILABLE FOR BENEFITS</b>		
<b>AT MARKET VALUE - DECEMBER 31, 2013</b>		<b>\$ 982,435</b>